



FRAMBURG

2014





The Music Hall, Portsmouth, NH and ClearEye Photo (David Murray)

MADE IN THE USA

Since 1905 when Henry Alfred Framburg first began manufacturing lighting products in the original H. A. Framburg factory on Carroll Avenue in Chicago, we have been producing and supplying high quality lighting fixtures to residential and commercial markets throughout the United States and Canada. We are still building lighting fixtures in the United States, at our Illinois factory, over 100 years later.

CUSTOM CAPABILITIES

Manufacturing our fixtures from the bottom up, in the United States, gives us the capability to customize our products to our customer's specifications. Our products are fabricated in our factory, so may be scaled to your requirements, finished in over a dozen hand-applied finishes, or built from scratch according to a design specified to suit your needs. In other words, we allow you to be the designer.

COMMERCIAL GRADE QUALITY

One of the benefits of producing high quality lighting products in the United States is that we are able to participate in some very exciting lighting projects. Most recently we worked with one of our lighting showrooms and designers to create a one of a kind piece for the Portsmouth Music Hall in Portsmouth, New Hampshire, seen above. The custom chandelier, kept true to the original 1901 version, is 60 inches wide by 61 inches long and has five tiers of long crystal strands. The inner frame accommodates 16 dimmable LED arrays that use a total of 176 watts of energy.

We thank you for your support over the years and hope you consider us for your next project or purchase!

FRAMBURG

table of contents

angelique



p. 2

carcassonne



p. 4

chloe



p. 6

compass



p. 8

constellation



p.16

guinevere



p. 18

hannover



p. 21

hartford



p. 25

liebesträum



p. 28

naomi



p. 34

napoleonic



p. 36

penelope



p. 38

quatrefoil



p. 40

simone



p. 42

solstice



p. 46

taylor



p. 49

theorem



p. 58

veronique



p. 62

warwick



p. 66

metal finishes

p. 68

index

p. 69

FRAMBURG

angelique



1206

23"W x 24"H
60" extension
4-100 watt, medium clear
shown in brushed nickel

1686

LED option

Cascading light down crystal strands adds a sense of fluidity to this collection. The silk shades have a return to center which disguises the light source and unifies the distinct elements.

1205

23"W x 19½"H
4-100 watt, medium clear
shown in mahogany bronze




1685

LED option



1201

18"W x 21"H
57" extension
4-100 watt, medium clear
shown in mahogany bronze



LED OPTION
20 watt
2700K
1420 Lumens

1681

LED option

1200

18"W x 17"H
4-100 watt, medium clear
shown in polished nickel



1680

LED option

carcassonne

Hand-made hammered glass nestled in rustic frames create a warm and welcoming diffusion of light.



2919

18"W x 32"H

68" extension

3 - 60 watt, candle clear
shown in Mahogany bronze



2914

12½"W x 16½"H
3 - 60 watt, candle clear
shown in Mahogany bronze



2917

14"W x 23"H
59" extension
3 - 60 watt, candle clear
shown in Matte black



2915

12½"W x 21½"H
57½" extension
3 - 60 watt, candle clear
shown in Brushed nickel

chloe



1212

33"W x 10"H x 9"D
25"-49" extension
8-60 watt, candle clear
shown in mahogany bronze

Lacy mesh shades reveal much but not all of these slightly minimalist frames.



1210
6"W x 8"H
23"-47" extension
1-100 watt, clear clear
shown in antique brass



1219
22"W x 10½"H
25½"-49½" extension
5-60 watt, candle clear
shown in polished nickel



1217
18"W x 10"H
25"-49" extension
5-60 watt, candle clear
shown in mahogany bronze

compass

The unity of feminine circular shapes and robust masculine attachments create a feel that is both stately and elegantly simple.



1069

29"W x 39"H
75" extension
5-60 watt, candle clear
shown in mahogany bronze



1064

21"W x 29"H
65" extension
4-60 watt, candle clear
shown in mahogany bronze



1075

25"W x 23"H
59" extension
5-60 watt, g16½ clear
shown in mahogany bronze



1041

5"W x 11"H x 5 ½"D
1-60 watt, g16½ clear
shown in mahogany bronze

compass



1078

40"W x 42"H
114" extension
8-60 watt, g16 1/2 clear
shown in mahogany bronze



1077

33"W x 31"H
67" extension
6-60 watt, g16 1/2 clear
shown in matte black



1043
14"W x 17"H
53" extension
4-60 watt, g16 ½ clear
shown in brushed nickel



1048
29"W x 29"H
65" extension
8-60 watt, g16 ½ clear
shown in matte black



1044
23"W x 23"H
59" extension
4-60 watt, g16 ½ clear
shown in mahogany bronze

compass



1102

15"W x 10½"H
4 - 60 watt, candle clear
shown in mahogany bronze

1106

30"W x 42"H
114" extension
6 - 60 watt, g16½ clear
shown in matte black



1104
17"W x 28"H
64" extension
4 - 60 watt, g16½ clear
shown in brushed nickel



1103
12"W x 19"H
55" extension
4 - 60 watt, candle clear
shown in antique brass



1105
22"W x 33"H
105" extension
5 - 60 watt, g16 ½ clear
shown in mahogany bronze

compass



1114

30"W x 7½"H x 5½"D
4 - 60 watt, g16½ clear
shown in polished nickel



1110

48"W x 7½"H x 5½"D
6 - 60 watt, g16½ clear
shown in mahogany bronze



1111

5"W x 7½"H x 5½"D
1 - 60 watt, g16½ clear
shown in brushed bronze



1112

15"W x 7½"H x 5½"D
2 - 60 watt, g16½ clear
shown in mahogany bronze



1113

22"W x 7½"H x 5½"D
3 - 60 watt, g16½ clear
shown in brushed nickel

constellation

The rings encasing these miniature chandeliers give the illusion of floating and allow for them to be suspended in countless configurations.

1050

11"W x 14"H
16", 23", 28", 34" & 40" ext.
4 - 60 watt, candle clear
shown in polished nickel.





1049

26"W x 14"H
16", 23", 28", 34" & 40" ext.
12 - 60 watt, candle clear
shown in siena bronze



1051

42"W x 14"H
16", 23", 28", 34" & 40" ext.
12 - 60 watt, candle clear
shown in brushed nickel

guinevere

*An enchanting veil
of mystery is created
by the beaded chain
lightly draped around
these petite chandeliers.*



1165

18"W x 24"H
60" extension

5 - 60 watt, candle clear
shown in siena bronze



1166

5"W x 14"H x 6½"D
1 - 100 watt, medium clear
shown in brushed nickel



1168

5"W x 12"H
48" extension
1 - 100 watt, medium clear
shown in mahogany bronze



1169

15"W x 11"H
4 - 60 watt, candle clear
shown in Siena bronze

1167

8"W x 16"H
52" extension
3 - 60 watt, candle clear
shown in brushed nickel



guinevere

1164

23"W x 16"H
52" extension
9 - 60 watt, candle clear
shown in brushed nickel



1163

38"W x 16"H x 8"D
52" extension
9 - 60 watt, candle clear
shown in polished nickel

hannover



hannover

These classic urns are scalable and consequently adaptable to many applications, both small and large.

1018

25"W x 53"H

57" extension

6 - 60 watt, candle clear
shown in mahogany bronze

hannover



1016

12½"W x 30"H
57" extension
5 - 60 watt, candle clear
shown in antique brass



1017

19"W x 42½"H
114" extension
5 - 60 watt, candle clear
shown in brushed nickel



1015
18"W x 26"H
57" extension
5 - 60 watt, candle clear
shown in brushed nickel



1010
8"W x 15½"H
3 - 60 watt, candle clear
shown in mahogany bronze

hannover

1014

10"W x 23½"H"
59½" extension
4 - 60 watt, candle clear
shown in mahogany bronze



1013

8"W x 20"H
56" extension
3 - 60 watt, candle clear
shown in antique brass

hartford

hartford



1221

8½"W x 14"H
50" extension
3-40 watt, candle clear
shown in charcoal

Mottled glass shades and all brass components allow these traditional lanterns to weather the elements better than any other material.

hartford



1227

10½"W x 15½"H
3-40 watt, candle clear
shown in iron



1228

10½"W x 16"H
52" extension
3-40 watt, candle clear
shown in raw copper



1220

8½"W x 15"H x 10"D
3-40 watt, candle clear
5" x 5" backplate
7¾" center of backplate
to the top
shown in siena bronze



1225

10½"W x 17½"H x 12"D
3-40 watt, candle clear
5" x 5" backplate
8¾" center of backplate to the top
shown in raw copper

liebestraum

These organic and feminine frames are lightly trimmed with crystal and are at home in casual or formal settings.



2997

42"W x 45"H
117" extension
12 - 60 watt, candle clear
shown in mahogany bronze

2994

17"W x 16½"H
52½" extension
4 - 60 watt, candle clear
shown in brushed nickel



2999

27"W x 28"H
64" extension
9 - 60 watt, candle clear
shown in mahogany bronze



2995

23"W x 23"H
59" extension
5 - 60 watt, candle clear
shown in mahogany bronze

liebestraum



2974

14"W x 18"H
54" extension
4 - 60 watt, candle clear
shown in matte black



2975

24"W x 24½"H
60½" extension
5 - 60 watt, candle clear
shown in mahogany bronze

2971

5"W x 15½"H x 5½"D
1 - 60 watt, candle clear
shown in brushed nickel



2981

5"W x 11"H x 7½"D
1 - 60 watt, candle clear
shown in brushed nickel



2986

24"W x 24½"H
60½" extension
6 - 60 watt, candle clear
shown in mahogany bronze



2984

16"W x 17"H
53" extension
4 - 60 watt, candle clear
shown in matte black

liebestraum



2992

11"W x 17"H x 4½"D
2 - 60 watt, candle clear
shown in matte black



2991

5"W x 17"H x 6"D
1 - 60 watt, candle clear
shown in brushed nickel



1234

19"W x 17"H
53" extension
4-60 watt, candle clear
shown in mahogany bronze
with sheer cream shade



1236

26"W x 24"H
60" extension
5-60 watt, candle clear
shown in brushed nickel with
sheer white shade

SHADE OPTIONS



sheer white sheer cream



2961

6"W x 15"H x 6½"D
1 - 60 watt, G16 1/2 clear
shown in mahogany bronze



2962

15"W x 10½"H x 9½"D
2 - 60 watt, G16 1/2 clear
shown in brushed nickel



2963

23"W x 10½"H x 9½"D
3 - 60 watt, G16 1/2 clear
shown in mahogany bronze

naomi

Strands of crystal and mica are casually draped from the frames to diffuse the light and create both warmth and glitter.



2924

20"W x 21"H


57" extension

5 - 60 watt, candle clear
shown in mahogany bronze



2921

10"W x 16"H
52" extension
1 - 100 watt, medium
clear
shown in brushed nickel



2922

23"W x 7"H x 7"D
2 - 100 watt, medium clear
shown in brushed nickel



2927

15"W x 16"H
4 - 60 watt, candle clear
shown in mahogany bronze

2925

17"W x 30"H
66" extension
5 - 60 watt, candle clear
shown in mahogany bronze

napoleonic



*Detailed Italian castings of the finest quality
adorn these old world classic chandeliers*

2874

15"W x 14½"H
50½" extension
4 - 60 watt, candle clear
shown in antique silver



2871

5½"W x 16"H x 7½"D
1 - 60 watt, candle clear
shown in french brass



2875

19"W x 23"H
59" extension
5 - 60 watt, candle clear
shown in french brass



2877

25"W x 23"H
59" extension
5 - 60 watt, candle clear
shown in antique silver



2879

28½"W x 29"H
65" extension
9 - 60 watt, candle clear
shown in french brass

penelope

Metal links and beads are layered with crystal to create a mysterious and alluring glimmer.



2958

20"W x 24½"H
60½" extension
4 - 100 watt, medium clear
shown in mahogany bronze



2953

12"W x 14"H
1 - 100 watt, medium clear
shown in mahogany bronze



2951

4"W x 14"H
50" extension
1 - 100 watt, medium clear
shown in brushed nickel

2954

15"W x 20"H
56" extension
1 - 100 watt, medium clear
shown in brushed nickel



quatrefoil

The quatrefoil symbolizes proportion, harmony and beauty and is the signature element in these designs.

1160

19"W x 27"H
63" extension
4 - 60 watt, candle clear
shown in brushed nickel



1159

18"W x 16"H
52" extension
4 - 60 watt, candle clear
shown in brushed nickel



1158

5"W x 8"H x 7"D
1 - 60 watt, candle clear
shown in antique brass



1161

28"W x 25"H
61" extension
5 - 60 watt, candle clear
shown in mahogany bronze



1162

27"W x 35"H
107" extension
5 - 60 watt, candle clear
shown in antique brass



simone

Festive golden mesh shades dress up the playful aspects of these transitional frames.



1026

22"W x 13"H
16", 22", 28", 34" & 40" ext.
5 - 60 watt, candle clear
shown in polished nickel

1025

17"W x 11"H
 14", 20", 26", 32" & 38" ext.
 5 - 60 watt, candle clear
 shown in mahogany bronze



1027

32"W x 36"H
 126" extension
 8 - 60 watt, candle clear
 shown in mahogany bronze



1024

14"W x 10"H
 13", 19", 25", 31" & 37" ext.
 4 - 60 watt, candle clear
 shown in antique brass



simone



1023

6"W x 8"H
11", 17", 23", 29" & 35" ext.
1 - 100 watt, medium clear
shown in polished nickel



1019

11"W x 14"H
17", 23", 29", 35" & 41" ext.
6 - 60 watt, G16½ clear
shown in antique brass

1020

15"W x 14"H
17", 23", 29", 35" & 41" ext.
11 - 60 watt, G16½ clear
shown in mahogany bronze



1021

22"W x 18"H
 21", 27", 33", 39" & 45" ext.
 12 - 60 watt, G16½ clear
 shown in polished nickel



1022

22"W x 57"H
 147" extension
 24 - 60 watt, G16½ clear
 shown in mahogany bronze



solstice

Glass cylinders add an architectural element to these transitional frames.



1623

22"W x 7½"H x 5½"D
3-100 watt, medium
shown in brushed nickel



1621

4½"W x 7½"H x 6"D
1-100 watt, medium
shown in satin brass



1622

14"W x 7½"H x 5½"D
2-100 watt, medium
shown in polished nickel



1624

30"W x 7½"H x 5½"D
4-100 watt, medium
shown in mahogany bronze

solstice

1625

22½"W x 24"H
60" extension
5-100 watt, medium
shown in satin pewter



1628

36"W x 7"H x 3"D
24"-49" extension
4-100 watt, medium
shown in satin pewter



taylor

taylor



Honest attachments, sturdy gauges and subtle ornamentation are the trademarks of these distinctly American shapes.

2939

24"W x 9" H x 8½"D
3 - 75 watt, medium
shown in Mahogany bronze

taylor



2937

6"W x 9"H x 9"D
1 - 75 watt, medium
shown in polished nickel



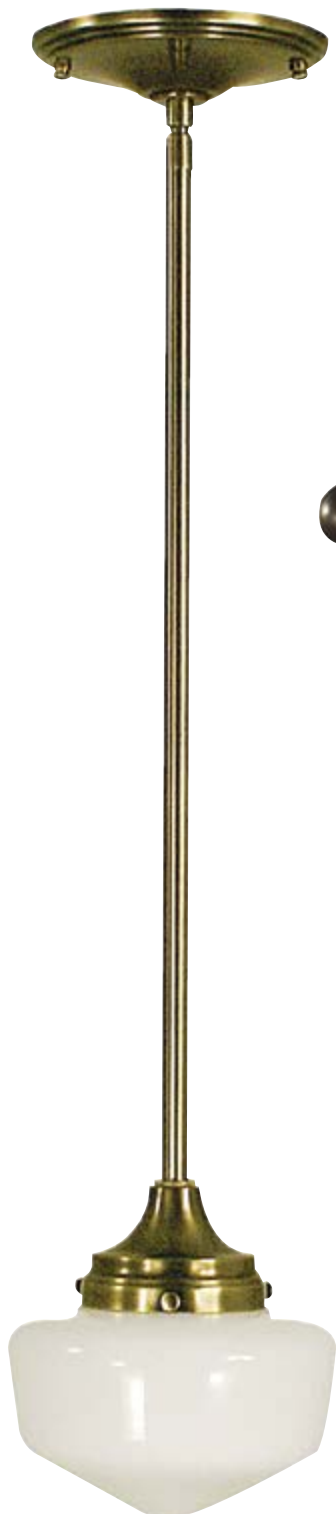
2938

17"W x 9"H x 8½" D
2 - 75 watt, medium
shown in brushed nickel

2930

6"W

Overall heights are:
9", 15", 21", 27", 33" & 39"
1 - 75 watt, medium
shown in antique brass



2933

23"W x 20"H
56" extension
3 - 75 watt, medium
shown in mahogany bronze



2931

6"W x 8"H
1 - 75 watt, medium
shown in brushed nickel



taylor

2941

5"W x 9½"H x 6"D
1 - 100 watt, medium
shown in mahogany
bronze



2942


15½"W x 9½"H x 7"D
2 - 100 watt, medium
shown in polished nickel



2943

22"W x 9½"H x 7"D
3 - 100 watt, medium
shown in brushed nickel





2948
4"W
Overall heights are:
9", 15", 21", 27", 33" & 39"
1 - 100 watt, medium
shown in brushed nickel



2946
24"W x 18"H
54" extension
3 - 100 watt, medium
shown in brushed nickel



2940
5"W x 8"H
1 - 100 watt, medium
shown in antique brass

taylor



1662

13"W x 8"H x 6½"D
2-100 watt, medium
shown in mahogany bronze



1661

4½"W x 7"H x 6½"D
1-100 watt, medium
shown in satin brass



1663

19½"W x 8"H x 6½"D
3-100 watt, medium
shown in brushed nickel



1664

28"W x 8"H x 6½"D
4-100 watt, medium
shown in polished nickel



2891

5"W x 9"H x 7"D
1 - 100 watt, medium
shown in matte black

2892

15"W x 9½"H x 7½" D
2 - 100 watt, medium
shown in mahogany bronze



2893

22"W x 9½"H 7½" D
3 - 100 watt, medium
shown in brushed nickel



taylor


2884

23"W x 19"H
55" extension
4 - 100 watt, medium
shown in brushed nickel



2881

5"W
overall heights are:
8", 14", 20", 26", 32" & 40"
1 - 100 watt, medium
shown in brushed nickel



2888

23"W x 19"H
55" extension
4 - 100 watt, medium
shown in antique brass





2857

8"W x 11"H
47" extension
3 - 60 watt, candle clear
shown in Brushed nickel
with opaque white shade



2854


8"W x 13½"H x 9½"D
3 - 60 watt, candle clear
shown in mahogany bronze with
black shade



2852

30"W x 18"H x 8"D
30" & 42" extension*
6 - 60 watt, candle clear
shown in brushed nickel with
opaque white shade

SHADE OPTIONS



opaque white

black



2853

24"W x 21"H
57" extension
9 - 60 watt, candle clear
shown in antique brass with
black shade

theorem



Disarmingly simple but not austere, remarkably clean but not cold, these pieces are at home in casual or contemporary settings.

1154

36"W x 10"H
13", 19", 25", 31" & 37 extension
4 - 60 watt, G16½ clear
shown in mahogany bronze

1193

30"W x 10"H
13", 19", 25", 31" & 37 extension
3 - 100 watt medium
shown in brushed nickel



1153

30"W x 10"H
13", 19", 25", 31" & 37 extension
3 - 60 watt, G16 1/2 clear
shown in brushed nickel



1194

36"W x 10"H
13", 19", 25", 31" & 37 extension
4 - 100 watt medium
shown in mahogany bronze



theorem

1195

23"W x 14"H
17", 23", 29", 35" & 41" extension
4 - 100 watt medium
shown in mahogany bronze



1155

23"W x 14"H
17", 23", 29", 35" & 41" ext.
4 - 60 watt, G16½ clear
shown in mahogany bronze





1156
7"W x 13"H
16", 22", 28", 34" & 40" extension
1 - 100 watt, medium clear
shown in matte black



1157
7"W x 14"H x 5"D
1 - 60 watt, G16½ clear
shown in mahogany bronze



1196
7"W x 13"H
16", 22", 28", 34" & 40" extension
1 - 100 watt, medium
shown in matte black



1197
7"W x 14"H x 5"D
1 - 100 watt medium
shown in mahogany bronze

veronique

These Italian glass pendants exhibit a playful mingling of organic and geometric ingredients.



2865

17"square x 22"D
94" extension
4 - 100 watt medium clear
shown in brushed nickel



2863

14" square x 10"H
4-100 watt, medium clear
shown in polished nickel



1248

9"W x 16"H x 4½"D
1-60 watt, candle clear
shown in polished nickel

veronique



1242

24"W x 23"H
59" extension
4-100 watt, medium clear
shown in brushed nickel



1245

29"W x 26"H
62" extension
6-100 watt, medium clear
shown in antique brass



1240

19"W x 21"H
57" extension
3-100 watt, medium clear
shown in mahogany bronze



1243

24"W x 12½"H
4-100 watt, medium clear
shown in polished nickel



SHADE DETAIL



1246

29"W x 14½"H
6-100 watt, medium clear
shown in brushed nickel



1241

19"W x 11"H
3-100 watt, medium clear
shown in mahogany bronze

warwick



Classic, medieval, and primitive — these rope suspended chandeliers can be a chic accent in a contemporary setting, a nostalgic harkening in a rustic setting, or, if you actually live in a 13th century castle, a symbolic homage to its ancestral inhabitants.

1118

22"W x 25½"H

61½" extension

5 - 60 watt, candle clear
shown in mahogany bronze



1115

17"W x 15½"H
5 - 60 watt, candle clear
shown in mahogany bronze



1119

8"W x 19"H
55" extension
3 - 60 watt, candle clear
shown in mahogany bronze

1117

17"W x 24"H
60" extension
5 - 60 watt, candle clear
shown in brushed nickel



1116

22"W x 16½"H
5 - 60 watt, candle clear
shown in Antique brass

custom finishes available



Polished Silver/Polished Nickel (PS, PN)



Satin Pewter (SP)



Brushed Nickel (BN)



Antique Silver (AS)



German Silver (GS)



Polished Brass (PB)



Antique Brass (AB)



French Brass (FB)



Satin Brass (SB)



Bronze Gold Leaf (BGL)



Harvest Bronze (HB)



Mahogany Bronze (MB)



Roman Bronze (RB)



Siena Bronze (SBR)



Charcoal (CH)



Ebony



Iron (IR)



Matte black (BL)
Interior only



Raw Copper – Exterior Only (RC)



Brushed Bronze – (BB)

Product	Page	Product	Page	Product	Page	Product	Page
1010	23	1117	67	1240	64	2919	4
1013	24	1118	66	1241	65	2921	35
1014	24	1119	67	1242	64	2922	35
1015	23	1153	59	1243	65	2924	34
1016	22	1154	58	1245	64	2925	35
1017	22	1155	60	1246	65	2927	35
1018	21	1156	61	1248	63	2930	51
1019	44	1157	61	1621	47	2931	51
1020	44	1158	41	1622	47	2933	51
1021	45	1159	41	1623	46	2937	50
1022	45	1160	40	1624	47	2938	50
1023	44	1161	41	1625	48	2939	49
1024	43	1162	41	1628	48	2940	53
1025	43	1163	20	1661	54	2941	52
1026	42	1164	20	1662	54	2942	52
1027	43	1165	18	1663	54	2943	52
1041	9	1166	19	1664	54	2946	53
1043	11	1167	19	1680	3	2948	53
1044	11	1168	19	1681	3	2951	39
1048	11	1169	19	1685	3	2953	39
1049	17	1193	59	1686	2	2954	39
1050	16	1194	59	2852	57	2958	38
1051	17	1195	60	2853	57	2961	33
1064	9	1196	61	2854	57	2962	33
1069	8	1197	61	2857	57	2963	33
1075	9	1200	3	2865	62	2971	30
1077	10	1201	3	2871	37	2974	30
1078	10	1205	3	2874	36	2975	30
1102	12	1206	2	2875	37	2981	31
1103	13	1210	7	2877	37	2984	31
1104	13	1212	6	2879	37	2986	31
1105	13	1217	7	2881	56	2991	32
1106	12	1219	7	2884	56	2992	32
1110	14	1220	27	2888	56	2994	29
1111	15	1221	25	2891	55	2995	29
1112	15	1225	27	2892	55	2997	28
1113	15	1227	26	2893	55	2999	29
1114	14	1228	26	2914	5	2863	63
1115	67	1234	32	2915	5	Finishes	68
1116	67	1236	32	2917	5	Index	69

A2014

\$10



FRAMBURG

Quality Custom & Architectural Lighting

941 Cernan Drive

Bellwood, IL 60104

Phone: 708-547-5757 / 800-796-5514

Fax: 708-547-0064 / 800-423-0098

www.framburg.com



Made in the U.S.A.